

# 2009-2010 Regional Report

## (Outputs, Figures, and Tables)

Funded through the  
Illinois State Board of Education  
Springfield, Illinois  
Kay Henderson,  
Early Childhood Division Administrator

Submitted to:  
Pam Reising Rechner,  
619 Coordinator, Early Childhood Division

Submitted By:  
Dr. Susan Maude  
Iowa State University  
Dr. Rob Corso  
Vanderbilt University  
&

Kristin Towers & Kelsey Crowder, Research Assistants  
Iowa State University

November, 2010

---

## Table of Contents

<b>I. Training and Training Follow Up Results</b>			<b>3-7</b>
Table	1	Training and Follow up Output Data	4
Figure	1	Regional Totals: Training Evaluation Ratings	5
Figure	2	Regional Totals: Training Follow up analysis	6
Additional Feedback			7
<b>II. Technical Assistance &amp; TA Follow Up Results</b>			<b>8-13</b>
Table	2	TA & TA Follow up Output Data	9
Figure	3	Technical Assistance Ratings by Region	10
Figure	4	TA Follow up – Regional Analysis	11
Additional Feedback			12-13
<b>III. Funding Evaluation Results</b>			<b>14-17</b>
Table	3	Funding Output Data	15
Figure	5	Funding Regional Ratings	16
Additional Feedback			17
<b>IV. Collaboration Results</b>			<b>18-21</b>
Table	4	Collaboration (old form) Output Data	19
Additional Feedback			19
Table	5	Collaboration Lists	20-21
<b>V. Library Resource Dissemination Results</b>			<b>22-25</b>
Table 6	Library and Resource Dissemination Output Data		23
Figure 6	Library Dissemination Ratings by Region		24
Additional Feedback			25

# Training & Training Follow Up Results

Table 1. Training and Training Follow up: 2009-10.

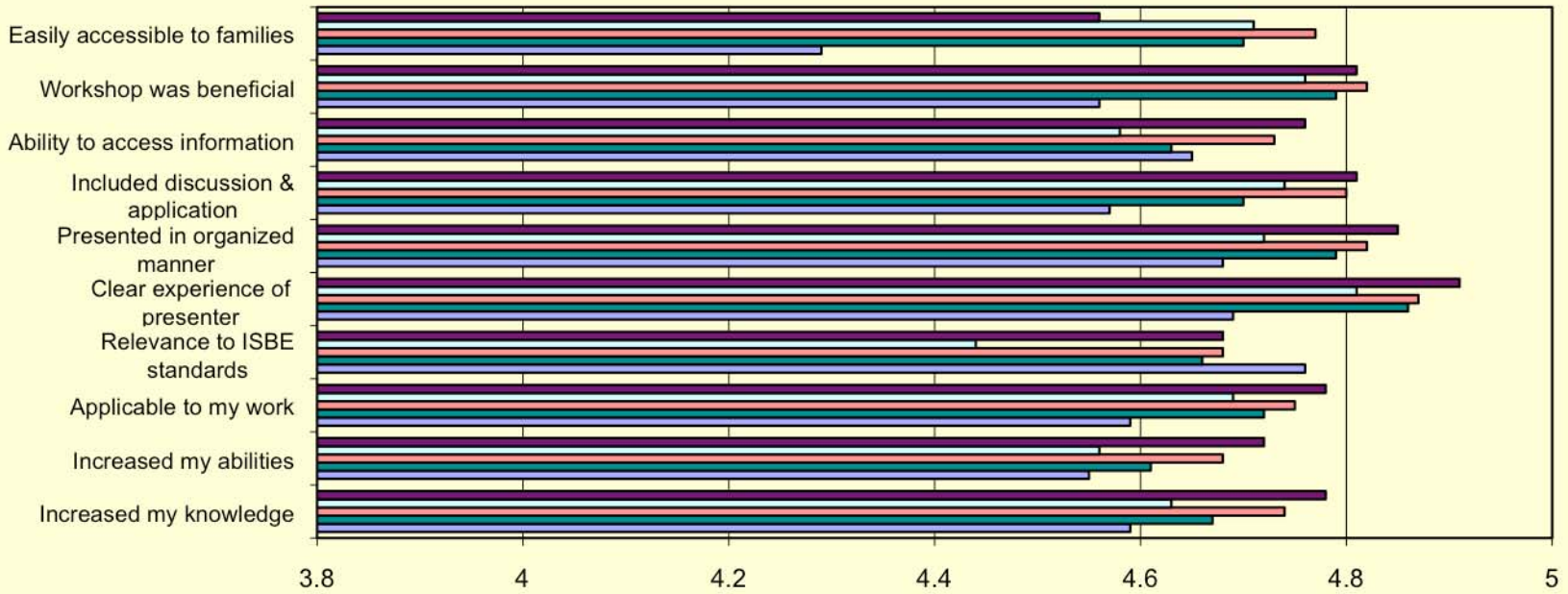
	Regions I and III <sup>a,b,c</sup>		Region II <sup>b</sup>		Region IV <sup>a</sup>		Region V <sup>b</sup>		Region VI <sup>b</sup>		Statewide	
	T	F/U	T	F/U	T	F/U	T	F/U	T	F/U	T	F/U
<b>Trainings</b>												
# of trainings conducted	76		87		46		40		49		298	
# of participants attending	2490		3023		1317		1723		1207		9,760	
# of forms received	2220		2721		1218		1587		1112		8,858	
% of forms	89		90		92		92		92		91%	
<b>Follow Up</b>	T	F/U	T	F/U	T	F/U	T	F/U	T	F/U	T	F/U
#of forms mailed		330		594		125		517		282		1,848
# of forms returned		168		250		51		171		153		793
% represented		51		42		41		33		54		43%

<sup>a</sup> An incentive was included in the first mailing.

<sup>b</sup> Both an incentive and a second follow up mailing were conducted.

<sup>c</sup> Received an additional 457 Apples Evaluations

### 2009 - 10 STAR NET Regional Totals - Training Evaluation Ratings



	Increased my knowledge	Increased my abilities	Applicable to my work	Relevance to ISBE standards	Clear experience of presenter	Presented in organized manner	Included discussion & application	Ability to access information	Workshop was beneficial	Easily accessible to families
■ Region VI	4.78	4.72	4.78	4.68	4.91	4.85	4.81	4.76	4.81	4.56
□ Region V	4.63	4.56	4.69	4.44	4.81	4.72	4.74	4.58	4.76	4.71
■ Region IV	4.74	4.68	4.75	4.68	4.87	4.82	4.8	4.73	4.82	4.77
■ Region II	4.67	4.61	4.72	4.66	4.86	4.79	4.7	4.63	4.79	4.7
■ Region I & III	4.59	4.55	4.59	4.76	4.69	4.68	4.57	4.65	4.56	4.29

Figure 1

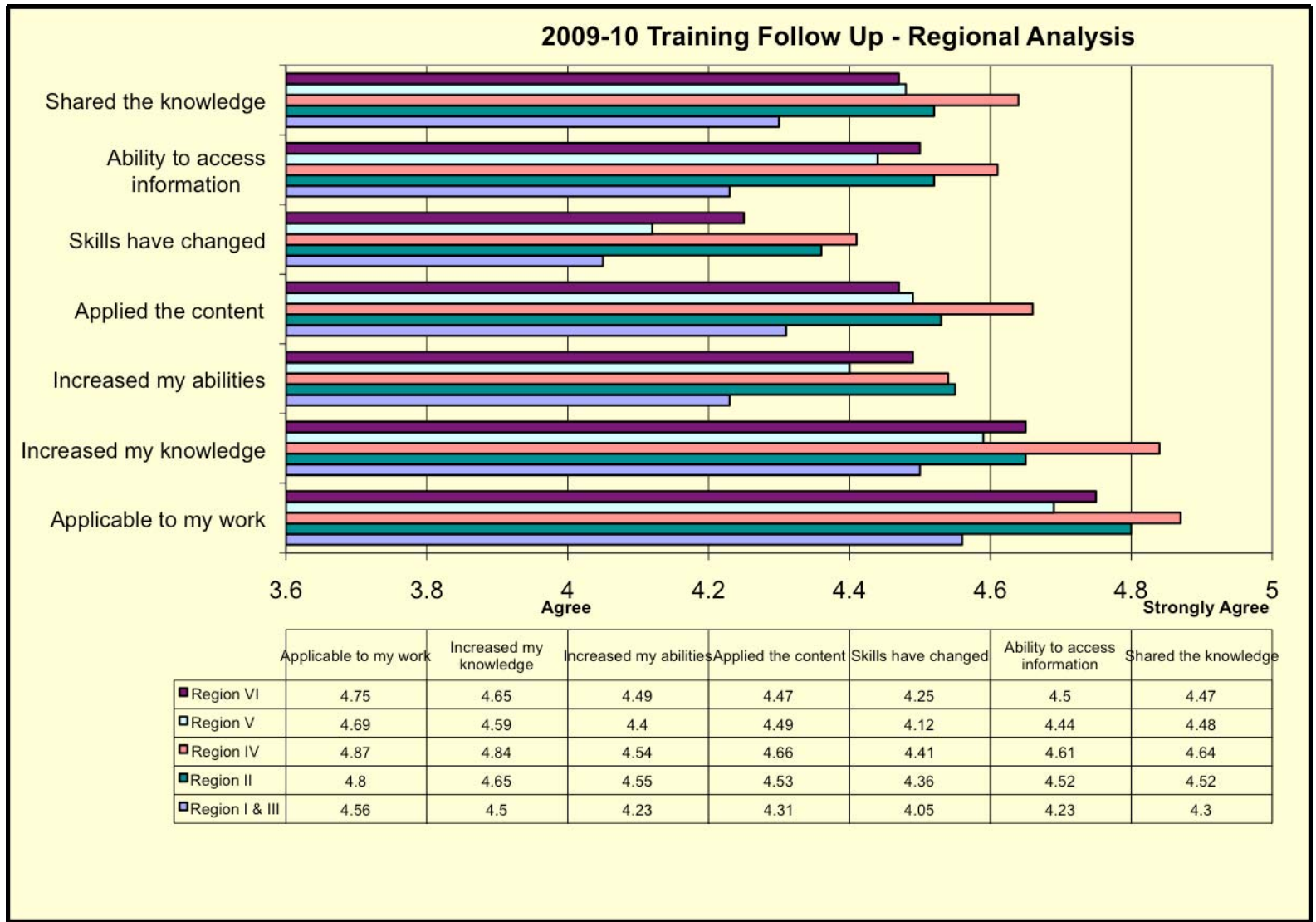


Figure 2

TRAINING EVALUATION/TRAINING FOLLOW UP – 2009-2010

*The best feature of the training session was:*

**Training**

5,829		total responses
24%	(1,386)	skilled presenters
3%	(161)	organization & location
39%	(2,282)	quality resources/information
34%	(2,000)	interaction & activities

**Training Follow Up**

522		total responses
26%	(138)	skilled presenters
3%	(14)	organization & location
39%	(205)	quality resources/information
32%	(165)	interaction & activities

Combined Totals/Percentages	
6,351	<i>Total Responses</i>
24%	(1,524) Skilled Presenters
3%	(175) Organization & Location
39%	(2,487) Quality Resources
34%	(2,165) Interaction & Activities

*Suggestions for improvement to the training fell into the following categories:*

- Logistics and technology
- Scheduling and location
- Changes in content
- Changes in activity

*As a result of this training, I have made these changes to my practices:*

- Changes made to classroom environment
- Changes made to approach/attitude
- Changes made in specific teaching activities

# Technical Assistance & Technical Assistance Follow Up Results

Table 2. Technical Assistance and Technical Assistance Follow up: 2009-10.

	Regions I and III		Region II		Region IV <sup>a</sup>		Region V <sup>a</sup>		Region VI		Statewide	
	T	F/U	T	F/U	T	F/U	T	F/U	T	F/U	T	F/U
# of TA conducted	13		31		30		11		30		115	
# of participants	13		34		48		359		35		489	
# of forms received	10		23		39		348		30		450	
% of forms	77		68		81		97		86		92	
#of TA forms mailed (F/U)		13		16		25		108		4		166
# of TA forms returned (F/U)		5		12		21		12		4		54
% represented (F/U)		38		75		84		11		100		33

<sup>a</sup> An incentive was included in the first mailing.

## 2009-10 Technical Assistance Ratings by Region

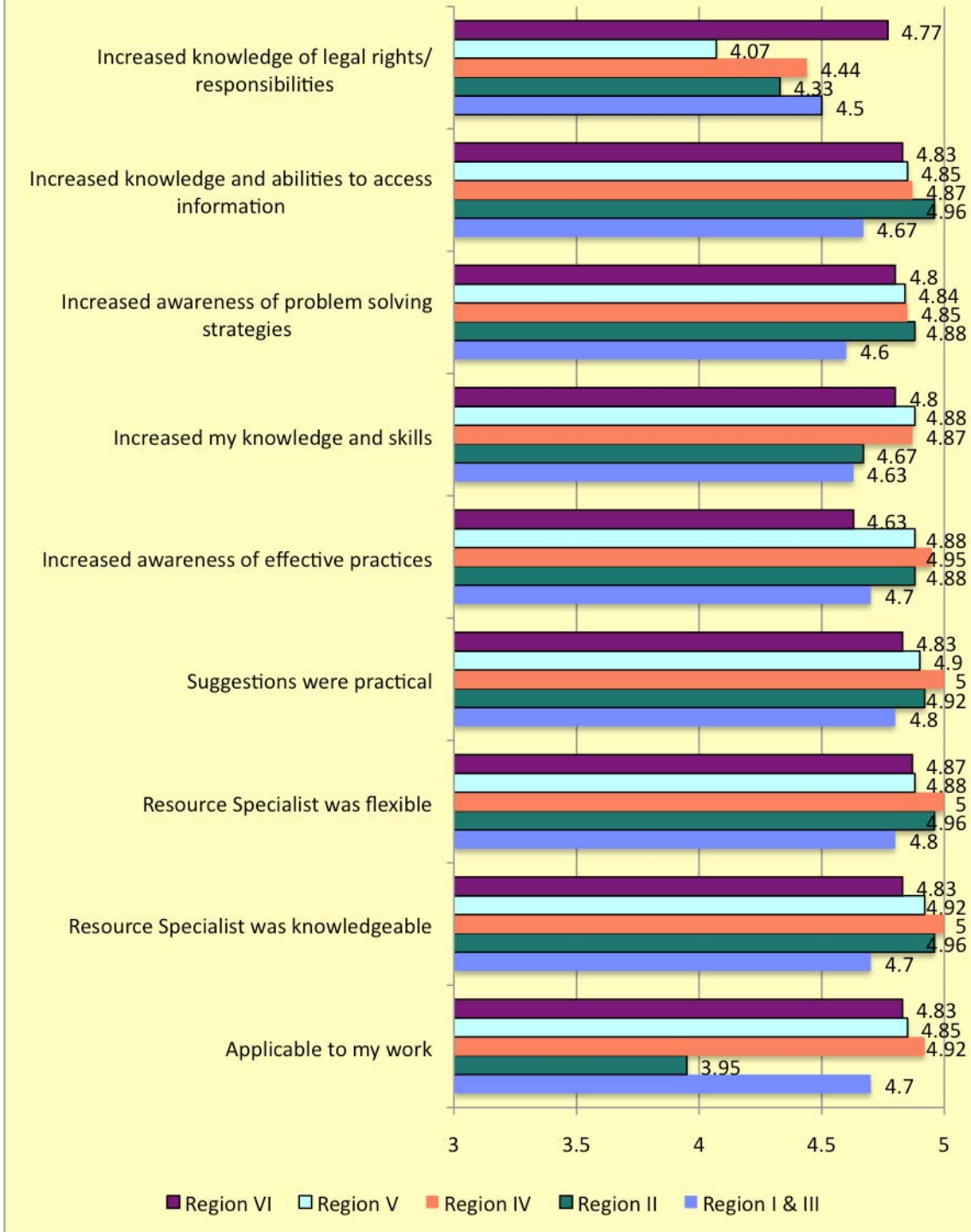
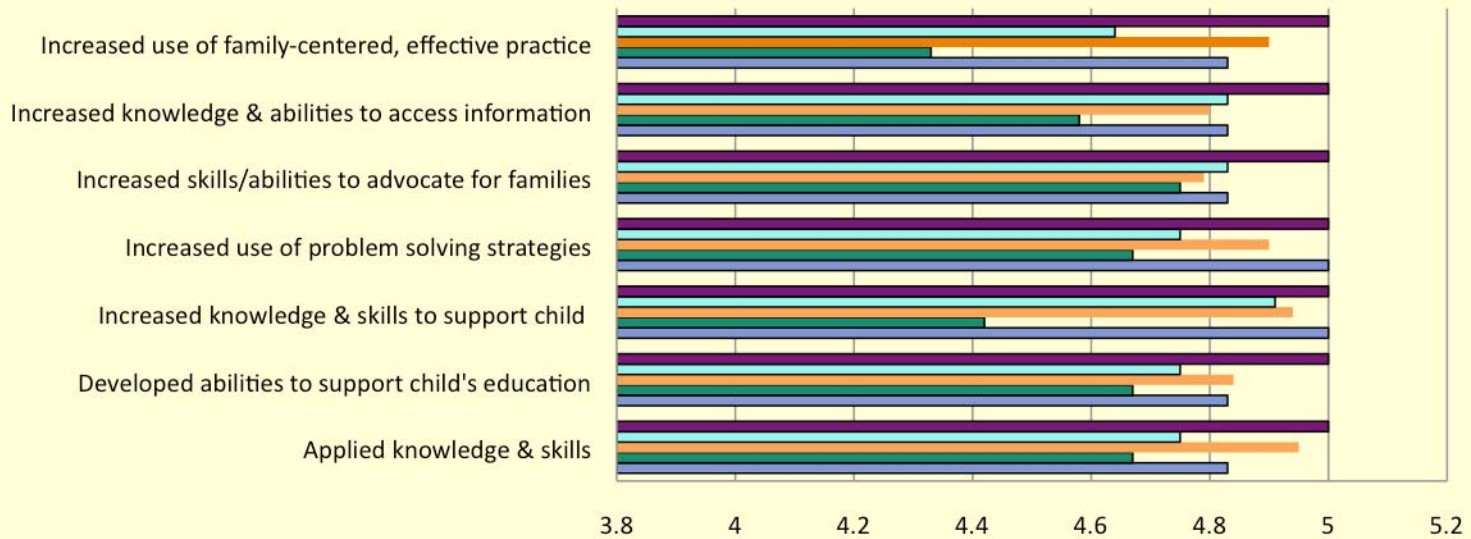


Figure 3

## 2009-10 Technical Assistance Follow Up - Regional Analysis



	Applied knowledge & skills	Developed abilities to support child's education	Increased knowledge & skills to support child	Increased use of problem solving strategies	Increased skills/abilities to advocate for families	Increased knowledge & abilities to access information	Increased use of family-centered, effective practice
■ Region VI	5	5	5	5	5	5	5
■ Region V	4.75	4.75	4.91	4.75	4.83	4.83	4.64
■ Region IV	4.95	4.84	4.94	4.9	4.79	4.8	4.9
■ Region II	4.67	4.67	4.42	4.67	4.75	4.58	4.33
■ Region I & III	4.83	4.83	5	5	4.83	4.83	4.83

Figure 4

## TECHNICAL ASSISTANCE/TA FOLLOW UP

*I plan to apply the following technical assistance ideas/suggestions:*

180		total responses
26%	(46)	classroom modifications
58%	(105)	interactions/activities
17%	(30)	suggestions for coworkers/families

*I was able to apply the following technical assistance ideas and suggestions*

Classroom modifications  
Interactions & activities  
Suggestions for staff & families

**Additional Feedback from both participant responses from Training, Training Follow Up,  
Technical Assistance, and Technical Assistance Follow Up Professional  
Development Opportunities**

*Thank you for everything, the information, the experiences and the knowledge that you passed to me. ~Regions I and III*

*Barbara is very thought provoking. She has made me think about some of the things I currently do in my classroom & how I can change things to make them better for my students. ~Regions I and III*

*The information given was very useful. I am presently working with families of children who are manifesting anxiety disorders. This (Training/TA) has clarified the different disorders, which is critical for me in order to develop a plan for the parents and child... ~Region II*

*Pat was awesome in the delivery and facilitation of the training. This has been one of the most informative trainings that I have ever attended. ~ Region II*

*I liked including the bus drivers & kitchen personnel in discussions as they don't always realize how important they are. ~Region IV*

*Could you have this training offered again in 6 months? ~Region IV*

*I was not aware of what the training was about before coming so I was very hesitant. I am so glad that I was asked to come. A very informative session. ~Region V*

*EXCELLENT- I gathered information that I can use to reexamine the behaviors in my classroom. I would like to attend a longer session that includes various behaviors. :-) Thank You!*

*~Region V*

*If you have more workshops I would love to know because I would be back in a heart beat!  
~ Region VI*

*Did such a nice job of putting the audience in the shoes of the kids they are working with.*

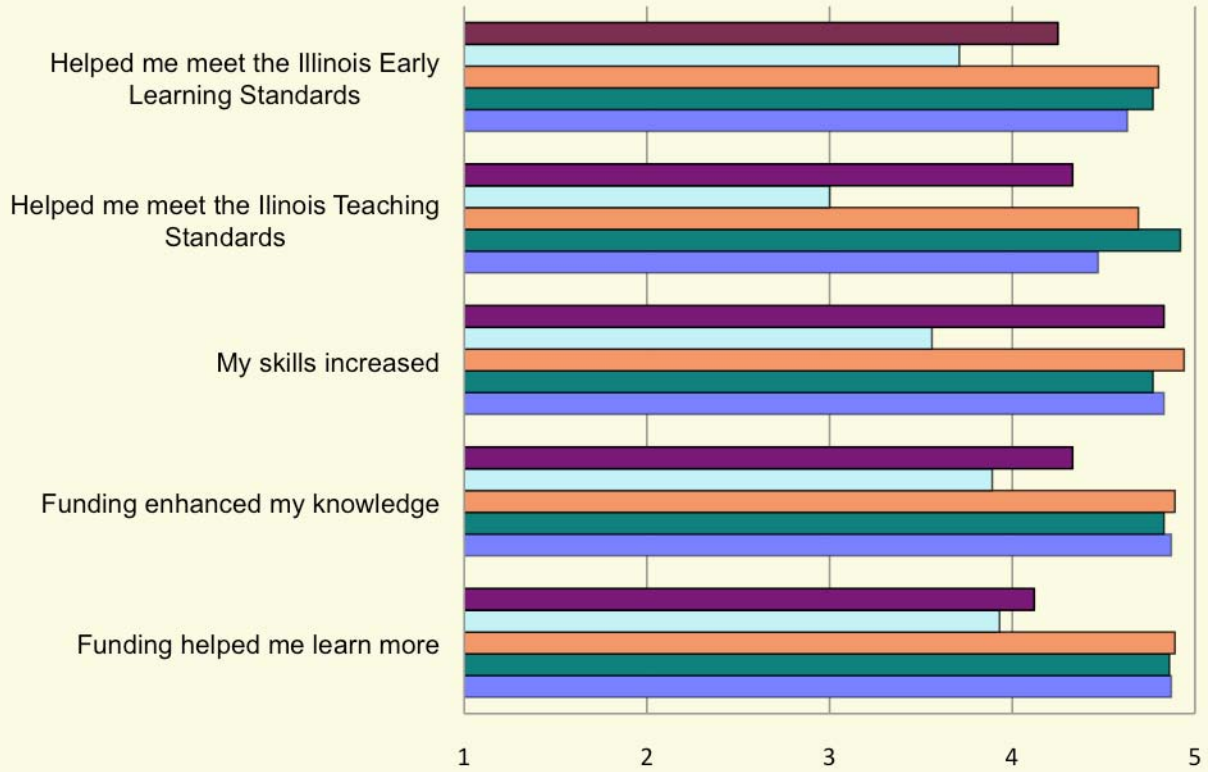
*~ Region VI*

# Funding Evaluation Results

**Table 3. Funding Evaluation: 2009-10.**

	Regions I and III	Region II	Region IV	Region V	Region VI	Statewide
Total # of funding awards	48	27	30	70	6	181
Family Fellowships	17	22	4	70	5	118
Professional Fellowships	31	5	24		1	61
Study Groups			2			2
# of funding evaluation forms distributed	48	27	30	70	6	181
# of funding evaluation forms received	30	27	30	69	6	162
%	63	100	100	99	100	90

## 2009-10 Funding Opportunities - Regional Ratings



	Funding helped me learn more	Funding enhanced my knowledge	My skills increased	Helped me meet the Illinois Teaching Standards	Helped me meet the Illinois Early Learning Standards
■ Region VI	4.12	4.33	4.83	4.33	4.25
□ Region V	3.93	3.89	3.56	3	3.71
■ Region IV	4.89	4.89	4.94	4.69	4.8
■ Region II	4.86	4.83	4.77	4.92	4.77
■ Region I & III	4.87	4.87	4.83	4.47	4.63

Figure 5

## Funding Qualitative Comments

How did the funding received benefit your child or children with special needs and their families?

*We were provided direct inexpensive recommendations to include in our therapy. I was able to connect with +20 other SLPs. ~ Regions I and III*

*It allowed me to talk with other parents/family members and receive more information that will be useful for my daughter's future. ~ Regions I and III*

*Learned new recipes how to cook better in the kitchen with utensil and methods, how to empower my child to be an advocate for himself when outside of the home with eating gluten free and dairy free, learned about new products and alternatives. ~ Region II*

*The information about communicating with children about emotions will help me manage my son's behaviors at home. ~Region II*

*The IEP session was very helpful in helping us learn new information. The blue books that were handed out are GREAT resources! ~Region IV*

*I am so grateful for this funding; our insurance does not cover autism & we want to provide as much help as we can for our son. ~Region IV*

*Refreshed my skills with raising my grand children ~ Region V*

*I felt empowered and I learned social skills ~ Region V*

*My son is recently diagnosed with Autism. I was able to meet new moms, discuss issues and gain ideas. ~Region VI*

*I took the class "Capturing the Spirit of Your Classroom" by Mindy Fiscus that will improve skills in photography for better photos & all the neat ideas for kids to make their own books. ~Region VI*

# Collaboration Evaluation Results

**Table 4. Collaboration Evaluation: 2009-10.**

	Regions I and III <sup>a</sup>	Region II	Region IV	Region V <sup>a</sup>	Region VI	Statewide
Total number of collaborations identified	19	9	5	9	10	52
Total number of forms sent out (externally)	19	9	10	8	10	56
Total number of forms returned	14	6	5	6	10	41
%	74	67	50/100%	75	100	73%

<sup>a</sup> Follow up contact was made

General Comments Provided -

*My teachers have been able to advance their skills. Our special education staff is now involved in a blended classroom arrangement. Training has been most beneficial for them. ~Regions I & III*

*We have consistently used STARNET over the years for a variety of purposes and feel that our collaboration has remained steady. ~ Region II*

*We participate in trainings and workshops. We also benefit from TA from the excellent STARNET staff professionals. We use the library and frequently refer parents to its use. ~Region IV*

*The collaboration between Family Focus Lawndale and Starnet continues to increase. Through this collaboration, our parents have been able to attend numerous trainings on Special Education. These trainings have increased their knowledge and parenting skills. ~ Region V*

*With all the cut backs, collaboration has decreased however we continue to attend 2 day meetings per year and STAR NET participates in our collaboration CBB II when they can. ~ Region VI*

Table 5 Collaborations identified by STAR NET for 2009-10.

Access Services of N. IL	Illinois Early Learning Council - Special Pops workgroup
Addison SD 4-Addison	Illinois Family Leader Collaboration: Family Matters, Hearing and Vision Connection, The Arc of Illinois-Family to Family and Lifespan, Illinois School for the Deaf-Outreach Project, Illinois Statewide Technical Assistance Center for Parents, Phillip Rock Center & School-Project Reach
All Our Kids Network	Illinois PBIS Statewide Leadership Team - School/Family/Community workgroup
Autism Solutions, Byron	Illinois Resource Center: Early Childhood, Bilingual Program
Autism Support Group Rockford	Joliet Junior College
Birth to Five Forum	Kishwaukee Community College
Building Blocks - Joliet Coalition	Leadership Forum-Elizabeth Sherwood (Edwardsville)
Byron School Dist. #226	Naperville SD 203 and 204 EC Resource Fair
CFC Child and Family Connections #1, 8, 12, 15	NCIL Northern Il. Center for Independent Living
ChildCare Resource and Referral (CCRR): Joliet, 4C	North Shore School District 112, Highland Park
Community Partner Program - Good Shepherd Center	Northern Illinois Interagency Council
CSEFEL Workgroup	Northern Illinois Special Rec Assn-Crystal Lake
DDS of the MetroEast, LINC, Family Matters	PASS Preschool Programs/ROE 8-Freeport
Dekalb Local Interagency Council	Piecing It All Together (PIAT) Conference
DeLacey SD 300-Carpentersville	Professional Development Advisory Council
Early Childhood Outcomes (ECO) Workgroup	Project CHOICES
Early Step Preschool Programs-Savanna	Quality Assurance Committee - Gateways to Opportunity
Easter Seals of Joliet, Will County	Rock Island ROE Partnering with Parents/Early Learning-Quad Cities
ECHO Joint Agreement, South Holland	Sauk Valley Community College
ESCDC Easter Seals Childrens' Development Center	Sauk Valley Interagency Council
Evanston/Skokie SD 65-Evanston	SEDOL-Grayslake
Four Rivers Special Education	Sharing A Vision
Good Shephard Center	Sibshops Training Workshop-Clearbrook Center and others
Harlem School Dist. #122	South Suburban AEYC
Hearing and Vision Connections - Hearing Impaired	South Suburban Special Recreation
Heartland Community College Child Care Center	Southeastern Illinois College
HVC, ISD-Outreach Pgm., ISD-Kline House, Marion School-Hearing Impaired	Southern Illinois AEYC
IADB Illinois Advocates for Deaf-blind	St, Xavier University

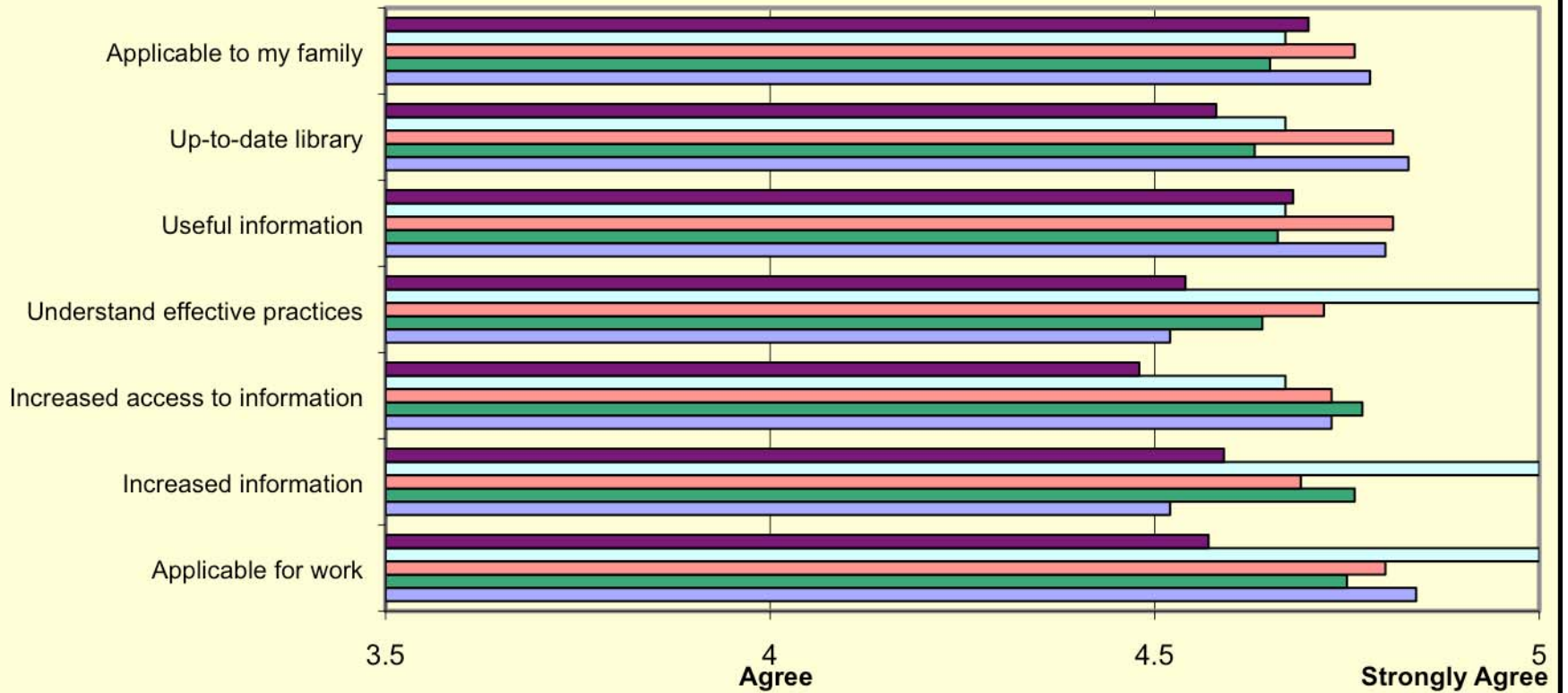
IL Autism Training and Tech.Assist. Project	Strengthening Families Kane County Hub, Leadership, South Cook
Illinois Association for the Education of Young Children	Statewide Transition Committee
Illinois Association of Early Childhood Teacher Educators	Triad School District-Kathy Nehrt
Illinois Children's Mental Health Partnership	Trinity Christian College
Illinois Division for Early Childhood -	Wabash Area Development Incorporated (WADI) Head Start
Illinois Early Intervention Training	Whiteside Co. Health Dept.
Illinois Early Intervention-Maria Matticks	Woodford County Special Education

# Library Resource Dissemination Results

Table 6. Library and Resource Dissemination (2009-10)

	Regions I and III	Region II	Region IV	Region V	Region VI	Totals
Library/Resource Dissemination requests	149	86	111	7	60	413
# of Library Items Disseminated	507	204	540	9	85	1,345
Evaluations Sent	149	86	111	5	56	407
Evaluations Returned	44	53	58	3	56	214
%	30	62	52	60	100	53%

### 2009-10 Library Dissemination Ratings by Region



	Applicable for work	Increased information	Increased access to information	Understand effective practices	Useful information	Up-to-date library	Applicable to my family
■ Region VI	4.57	4.59	4.48	4.54	4.68	4.58	4.7
□ Region V	5	5	4.67	5	4.67	4.67	4.67
■ Region IV	4.8	4.69	4.73	4.72	4.81	4.81	4.76
■ Region II	4.75	4.76	4.77	4.64	4.66	4.63	4.65
■ Region I & III	4.84	4.52	4.73	4.52	4.8	4.83	4.78

Figure 6

## LIBRARY & RESOURCE DISSEMINATION RESULTS

As a result of using the Resource Library, I have the following suggestions/comments:

- Please change availability and hours
- Positive Comments about the material and Library
- Assistance by staff was helpful!
- Item was outdated, needs updates

I plan to apply the following ideas/suggestions as a result of using this resource:

- In classroom
- With family members
- With other staff

### General Comments across the variety of questions posed

*My teachers have been able to advance their skills. Our special education staff is now involved in a blended classroom arrangement. Training has been most beneficial for them. ~Regions I and III*

*'It's great knowing that this library exists. We can then see if any future materials would be available. ~Region II*

*We participate in trainings and workshops. We also benefit from TA from the excellent STARNET staff professionals. We use the library and frequently refer parents to its use. ~Region IV*

*Our program has benefited tremendously. Our parents have been able to learn new ways to increase their parenting skills—and our organization has benefited through Starnet's support and technical assistance. ~Region V*

*STAR NET has a lot of knowledge and free resources to share. ~Region VI*